

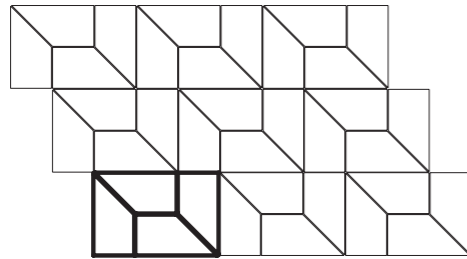
SCHEMI DI POSA

Laguna

SCHEMI DI POSA


Laguna

MODULO 01 / PATTERN 01



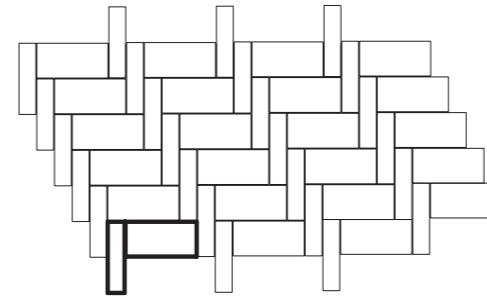
FORMATO / SIZE CM. **pcs x sqm**
 8X16 TRAPEZIO 100%

MODULO 02 / PATTERN 02



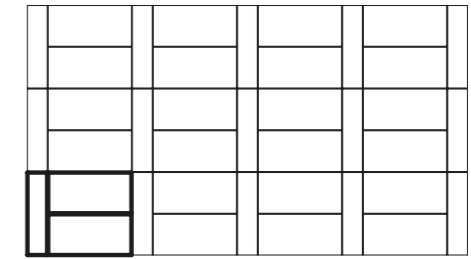
FORMATO / SIZE CM. **pcs x sqm**
 8X16 TRAPEZIO 100%

MODULO 05 / PATTERN 05



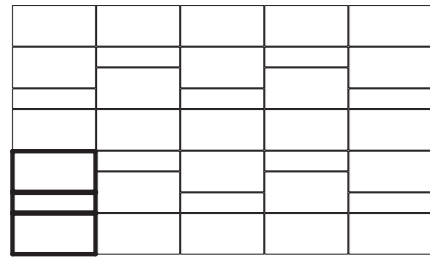
FORMATO / SIZE CM. **pcs x sqm**
 8X16 66,7%
 4X16 33,3%

MODULO 06 / PATTERN 06



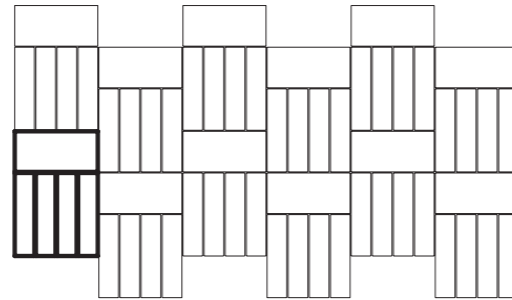
FORMATO / SIZE CM. **pcs x sqm**
 8X16 80%
 4X16 20%

MODULO 03 / PATTERN 03




FORMATO / SIZE CM. **pcs x sqm**
 8X16 80%
 4X16 20%

MODULO 04 / PATTERN 04




FORMATO / SIZE CM. **pcs x sqm**
 8X16 33,3%
 4X16 66,7%

MODULO 07 / PATTERN 07



FORMATO / SIZE CM. **pcs x sqm**
 4X16 100%

MODULO 08 / PATTERN 08

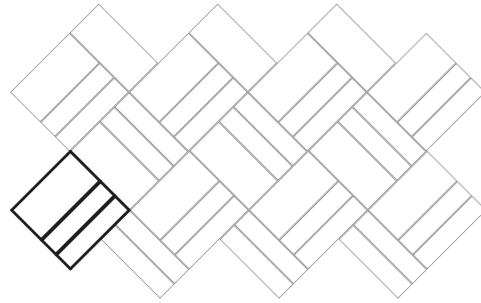


FORMATO / SIZE CM. **pcs x sqm**
 4X16 100%

SCHEMI DI POSA

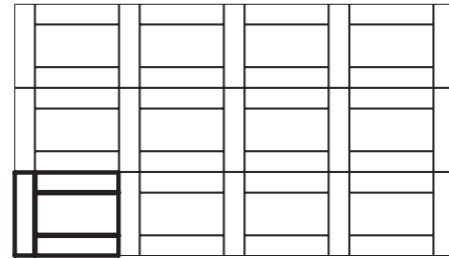
Laguna

MODULO 09 / PATTERN 09



FORMATO / SIZE CM.	pcs x sqm
8X16	50%
4X16	50%

MODULO 10 / PATTERN 10

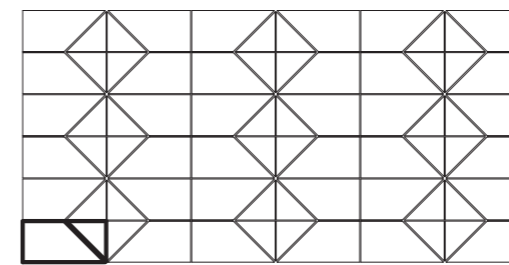


FORMATO / SIZE CM.	pcs x sqm
8X16	40%
4X16	60%

SCHEMI DI POSA

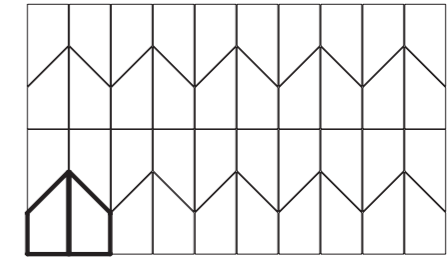
Laguna

MODULO 13 / PATTERN 13



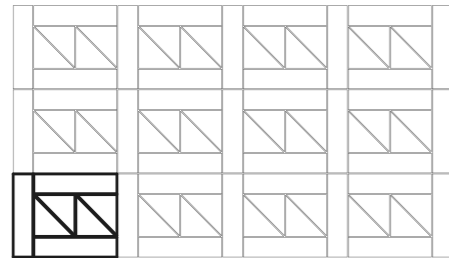
FORMATO / SIZE CM.	pcs x sqm
8X16 TRAPEZIO CHIARO	37,5%
8X16 TRAPEZIO MEDIO	37,5%
8X8 TRIANGOLO CHIARO	12,5%
8X8 TRIANGOLO MEDIO	12,5%

MODULO 14 / PATTERN 14



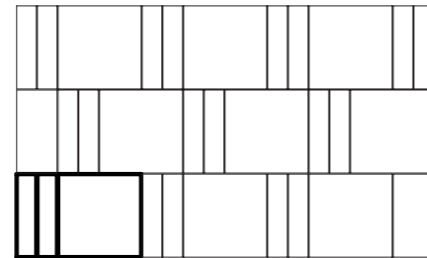
FORMATO / SIZE CM.	pcs x sqm
8X16 TRAPEZIO CHIARO	50%
4X16 TRAPEZIO MEDIO	50%

MODULO 11 / PATTERN 11



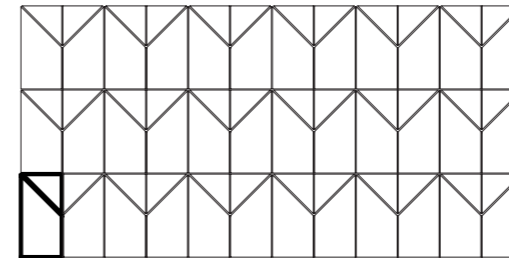
FORMATO / SIZE CM.	pcs x sqm
4X16	60%
8X8 TRIANGOLO	40%

MODULO 12 / PATTERN 12



FORMATO / SIZE CM.	pcs x sqm
16X16	66,7%
4X16	33,3%

MODULO 15 / PATTERN 15



FORMATO / SIZE CM.	pcs x sqm
8X16 TRAPEZIO CHIARO	37,5%
8X16 TRAPEZIO MEDIO	37,5%
8X8 TRIANGOLO CHIARO	12,5%
8X8 TRIANGOLO MEDIO	12,5%

*fuga consigliata 2mm - suggested joint 2mm