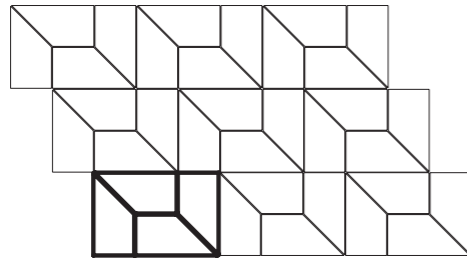


## SCHEMI DI POSA


Laguna

**MODULO 01 / PATTERN 01**



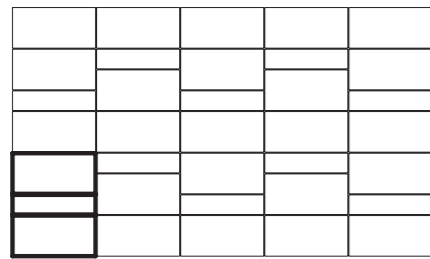
**FORMATO / SIZE CM.**      **pcs x sqm**  
 8X16 TRAPEZIO      100%

**MODULO 02 / PATTERN 02**



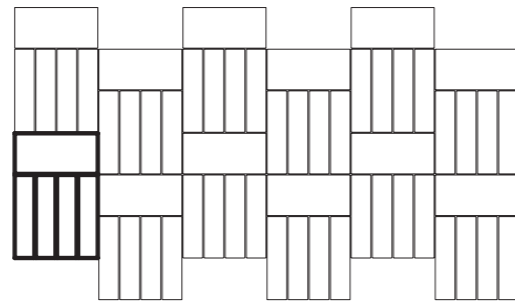
**FORMATO / SIZE CM.**      **pcs x sqm**  
 8X16 TRAPEZIO      100%

**MODULO 03 / PATTERN 03**



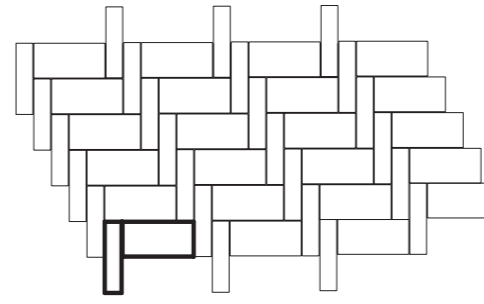
**FORMATO / SIZE CM.**      **pcs x sqm**  
 8X16      80%  
 4X16      20%

**MODULO 04 / PATTERN 04**



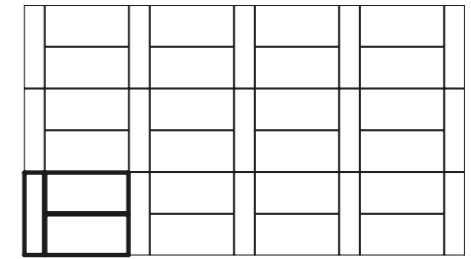
**FORMATO / SIZE CM.**      **pcs x sqm**  
 8X16      33,3%  
 4X16      66,7%

**MODULO 05 / PATTERN 05**




**FORMATO / SIZE CM.**      **pcs x sqm**  
 8X16      66,7%  
 4X16      33,3%

**MODULO 06 / PATTERN 06**




**FORMATO / SIZE CM.**      **pcs x sqm**  
 8X16      80%  
 4X16      20%

**MODULO 07 / PATTERN 07**



**FORMATO / SIZE CM.**      **pcs x sqm**  
 4X16      100%

**MODULO 08 / PATTERN 08**



**FORMATO / SIZE CM.**      **pcs x sqm**  
 4X16      100%


## SCHEMI DI POSA

Laguna

## SCHEMI DI POSA

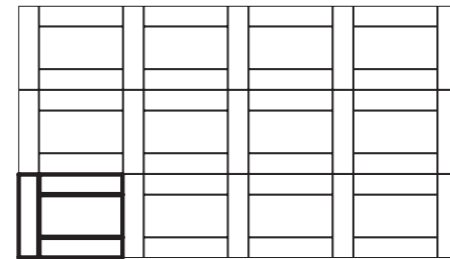
Laguna

**MODULO 09 / PATTERN 09**



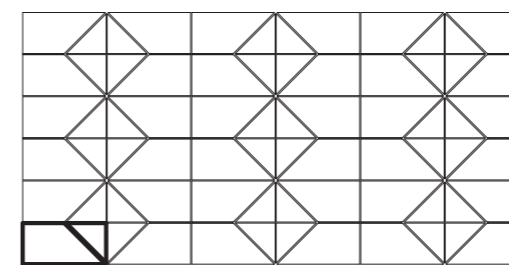
FORMATO / SIZE CM.	pcs x sqm
8X16	50%
4X16	50%

**MODULO 10/ PATTERN 10**



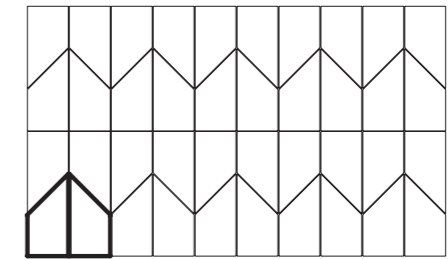
FORMATO / SIZE CM.	pcs x sqm
8X16	40%
4X16	60%

**MODULO 13 / PATTERN 13**



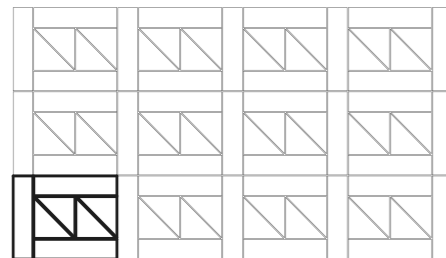
FORMATO / SIZE CM.	pcs x sqm
8X16 TRAPEZIO CHIARO	37,5%
8X16 TRAPEZIO MEDIO	37,5%
8X8 TRIANGOLO CHIARO	12,5%
8X8 TRIANGOLO MEDIO	12,5%

**MODULO 14 / PATTERN 14**



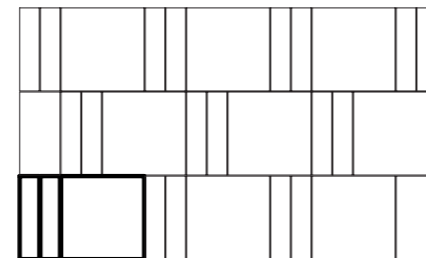
FORMATO / SIZE CM.	pcs x sqm
8X16 TRAPEZIO CHIARO	50%
4X16 TRAPEZIO MEDIO	50%

**MODULO 11 / PATTERN 11**



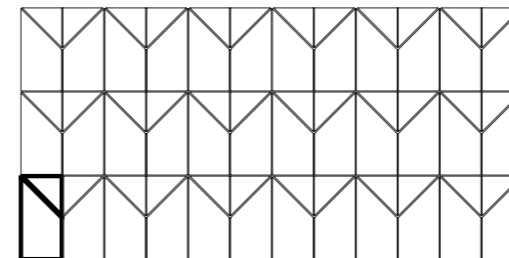
FORMATO / SIZE CM.	pcs x sqm
4X16	60%
8X8 TRIANGOLO	40%

**MODULO 12 / PATTERN 12**



FORMATO / SIZE CM.	pcs x sqm
16X16	66,7%
4X16	33,3%

**MODULO 15 / PATTERN 15**



FORMATO / SIZE CM.	pcs x sqm
8X16 TRAPEZIO CHIARO	37,5%
8X16 TRAPEZIO MEDIO	37,5%
8X8 TRIANGOLO CHIARO	12,5%
8X8 TRIANGOLO MEDIO	12,5%

\*fuga consigliata 2mm - suggested joint 2mm